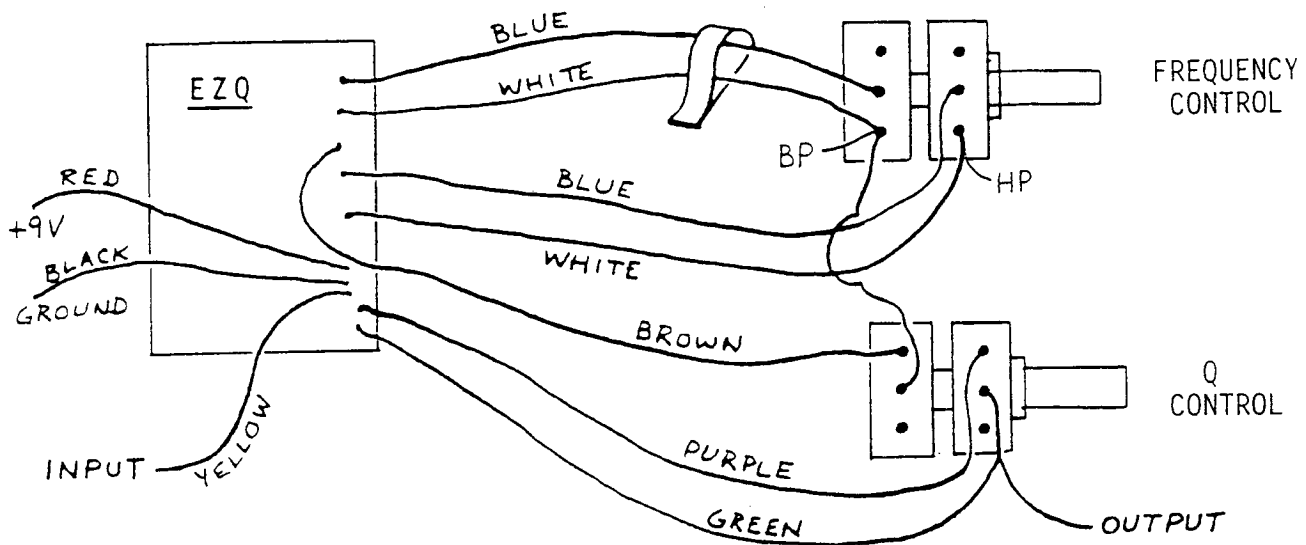
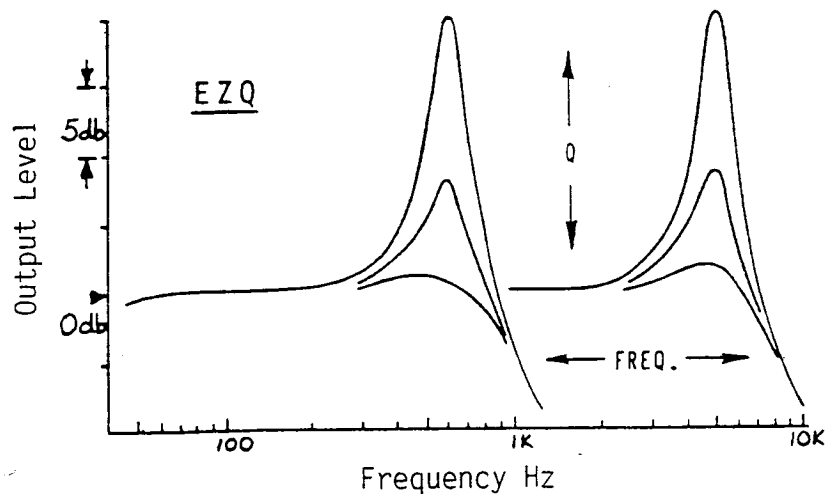


# bartolini

## PARAMETRIC FILTER — EZQ module

This module is specifically intended as a low pass filter with variable (compensated) Q, but it can also be used as a bandpass or highpass filter.

Using the EZQ with our bass hum-cancellers provides the utmost definition for percussive (string slap) bass techniques, as well as a wide range of tonalities not achievable with standard (shelving) tone controls. The EZQ is a low noise filter that will accept input from any pickup or combination of pickups without instability or oscillation. This unit is smaller than the TCT and also uses a single 9V battery. Battery life is 2 months of continuous use. The EZQ requires 2 dual 50K-ohm pots for frequency and Q control. The frequency range extends from 600 Hz to 5000 Hz and the boost at maximum Q exceeds 20 dB. Decreasing the Q value increases the overall gain to maintain nearly constant loudness.



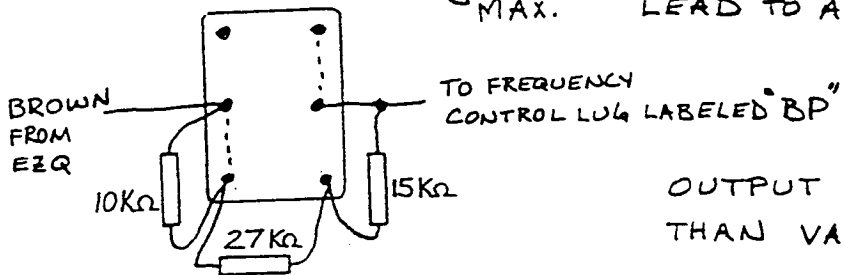
The input impedance of the EZQ is 270K-ohms, the output impedance is 10K-ohms. Its maximum undistorted output is 2.5 V rms.

The lugs marked BP and HP on the frequency control potentiometer provide bandpass and highpass response from the EZQ. A 1 mfd capacitor with its (+) terminal toward the EZQ should be used to connect these points to output jacks or cables. The (-) terminal of the capacitor should have a 27K-ohm resistor to ground to avoid pops when first plugging into these outputs.

3 POS. Q-CONTROL SWITCH  
DPDT (ON-ON-ON)

MIN.  
MED.  
MAX.

USE PURPLE LEAD FOR OUTPUT TO MASTER VOL. OR OUTPUT JACK  
TAPE OR SHRINK TUBING ON GREEN LEAD TO AVOID GROUNDING.



OUTPUT LEVEL ~ 6 dB HIGHER THAN VARIABLE Q-CONTROL OPTION

ALCO MTF206PA OR EQUIV.

BYPASS SWITCH  
DPDT (ON-ON)

ACTIVE  
PASSIVE

FROM P.U. SELECTOR SWITCH OR VOL. CONTROL

TO MASTER VOL. (ZSK AUDIO) OR OUTPUT JACK

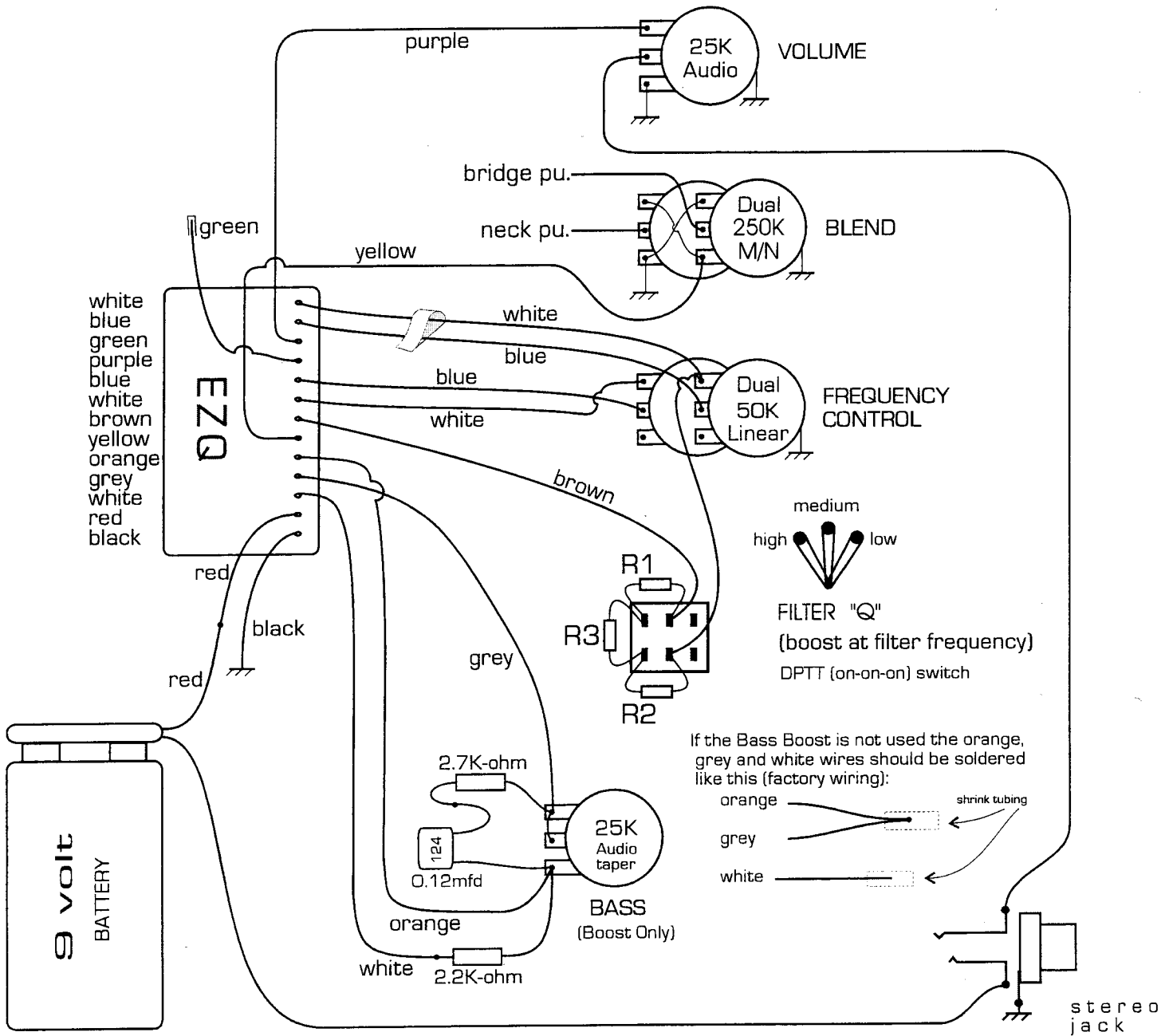
YELLOW (EQ)

OUTPUT (EQ)

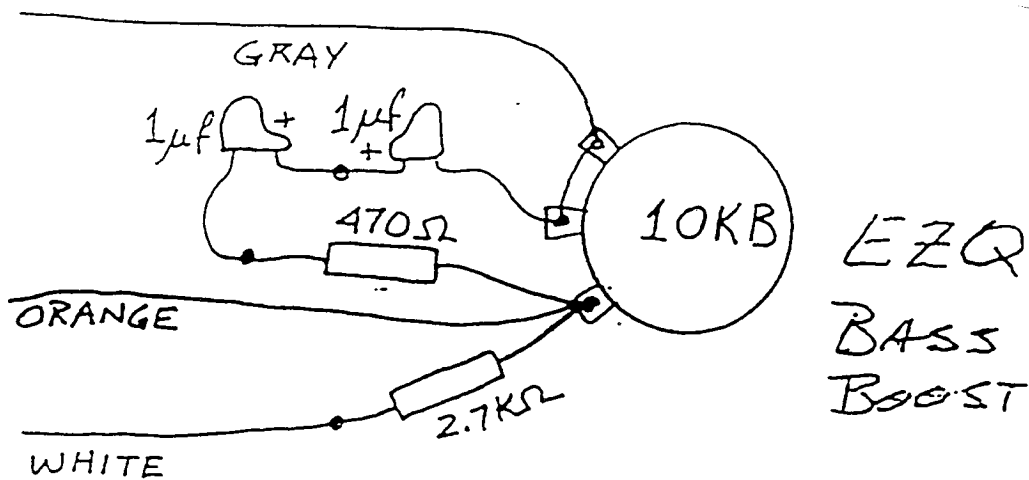
MIDDLE LUG OF UPPER SECTION OF Q-CONTROL OR PURPLE LEAD (3-POS Q-SWITCH OPTION)

ALCO MTF206N OR EQUIV.

Volume - Blend - Filter Frequency - switched "Q" control - Bass Boost



Use tape or shrink tubing on green wire to keep it from grounding.  
 R1 + R2 + R3 determine the maximum boost at the filter frequency ( Filter "Q" )  
 The sum R1+R2+R3 should be approximately 50 K-ohm. If it exceeds 55 K-ohm,  
 the EZQ may oscillate (whistle) at the filter frequency.  
 R1 controls the "step" size from "high Q" to "medium Q" switch positions.  
 R2 controls the "step" size from "medium Q" to "low Q" switch positions.  
**Try R1 = 27K-ohm    R2 = 18K-ohm    R3 = 10K-ohm**  
 For a bigger difference between the first two switch positions  
 Try R1 = 33K-ohm    R2 = 12K-ohm    R3 = 10K-ohm



WHEN YOU RECEIVE THE EZQ FROM US, THERE IS SHRINK TUBING ON THE GRAY, ORANGE AND WHITE LEADS.

BENEATH THE SHRINK TUBING THEY ARE ORANGE & GRAY SOLDERED TOGETHER WITH THE SOLDERED ENDS COVER WITH SHRINK TUBING &

WHITE (NOT SOLDERED TO ANYTHING)

THESE ARE THEN COVERED WITH LARGER SHRINK TUBING. .

IF YOU TRY THE BOOST OPTION AND WANT TO GO BACK TO USING THE EZQ WITHOUT THE BOOST OPTION:

SOLDER GRAY & ORANGE TOGETHER AND COVER WITH SHRINK TUBING OR ELECTRICIANS TAPE.

TAPE WHITE OFF.